



atech

GAMME FLEURISSEMENT

SOMMAIRE

CONTENTS

| LA BALCONNIÈRE DESIGN | **03**
DESIGN FLOWERBOX

| LA BALCONNIÈRE CLASSIQUE | **04**
CLASSIC FLOWERBOX

| LA BARRIÈRE FLORALE | **05**
FLORAL BARRIER

| LA SUSPENSION JIFLOR | **06**
JIFLOR SUSPENSION

| LA COLONNE JIFLOR | **07**
JIFLOR COLUMN

| LA SUSPENSION SIFU® | **08**
SIFU® SUSPENSION

| LA POTENCE, LE MÂT, LE BOUQUET ET LA COLONNE | **09**
SUPPORT BRACKET, POLE, BOUQUET AND COLUMN

| L'ENTRÉE DE VILLE | **10**
TOWN ENTRANCE

| LA COLONNE ET LA CASCADE MOBILE | **11**
MOVEABLE COLUMN AND CASCADE

Impression | Print :
L'Écrivain Public : lecrivainpublic.fr

Septembre 2025 | September 2025

Forts de plus de 30 ans d'expérience dans le monde du fleurissement, nous accompagnons vos projets de végétalisation.

Balconnière, barrière florale, suspension pour colonne, potence, mât, bouquet ou encore entrée de ville, découvrez au fil des pages les possibilités durables que nous vous proposons en plastique recyclé, biosourcé et recyclable.

Pour une gestion de l'eau raisonnée, toutes nos balconnières et suspensions ont une réserve d'eau avec une option arrosage automatique ou semi-automatique.


N'attendez plus pour fleurir vos villes et y intégrer la nature !

With more than 30 years of experience in the world of flowering, we support you with your greening projects.

Flowerbox, floral barrier, suspension for column, bracket, pole, bouquet or even city entrance, discover the sustainable possibilities we offer you made of recycled plastic, biosourced and recyclable.

For a reasoned management of water, all our balcony and hanging baskets have a water reserve with an automatic or semi-automatic watering option.

Don't wait any longer to add flowers to your cities and integrate nature!





La balconnière design

Design flowerbox

Balconnière: Polyéthylène recyclable | **Coloris :** 17 coloris au choix
 | **Fixation :** Platine en polyéthylène recyclable (Cloveg'), platine murale en acier galvanisé (Extravase) | **Options :** Platine anti-basculement en acier galvanisé (Rectiligne), bac de culture (Cloveg')

Flowerbox : Recyclable polyethylene | **Colours :** 17 colors at your choice
 | **Fixing :** Wall polyethylene fixing base plate (Cloveg'), wall galvanised steel fixing base plate (Extravase) | **Options :** Galvanised steel fixing base plate (Rectiligne), planting liner (Cloveg')

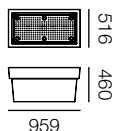
RECTILIGNE

CLOVEG'

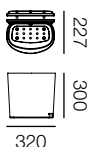
EXTRAVASE

Coloris standards
Standard colours

Coloris texturés
Textured colours



Vol. Substrat - Substrate vol. : 145 l.
 Vol. Eau - Water vol. : 16 l.
 Poids - Weight : 11 kg




Vol. Substrat - Substrate vol. : 9 l.
 Vol. Eau - Water vol. : 1 l.
 Poids - Weight : 2 kg



Vol. Substrat - Substrate vol. : 11 l.
 Poids - Weight : 2,30 kg



Vol. Substrat - Substrate vol. : 37 l.
 Vol. Eau - Water vol. : 3 l.
 Poids - Weight : 4 kg



La balconnière classique

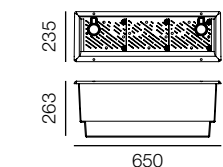
Classic flowerbox

Balconnière: Polyéthylène recyclable (B950RG et PR800) ou polypropylène biosourcé (30% de coquille d'huitres) recyclable (Série A) avec traitement anti-UV, réserve d'eau avec trop-plein et bouchon de vidange, grille de drainage amovible | **Options:** Bac de culture amovible en plastique recyclé et recyclable amovible (sauf A1200 et B950RG), support de fixation en acier galvanisé, système pour arrosage automatique (débit lent) ou semi-automatique (débit rapide) | **Coloris:** Beige, sans colorant ajouté et sans traitement anti-UV (Série A), Vert feuillage et Gris anthracite

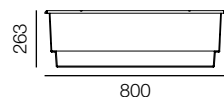
Balcony planter: Recyclable polyethylene (B950RG and PR800) or recyclable biobased polypropylene (30% oyster shell) (A Series) with anti-UV treatment, water reserve with overflow and drain plug, drainage grid removable | **Options:** Removable recycled and recyclable plastic planting liner (except for A1200 and B950RG), fixing support in galvanized steel, automatic (low-flow) or semi-automatic (high-flow) watering system | **Colours:** Beige, no added colorant and no anti-UV treatment (A Series), Green leaf, and charcoal grey



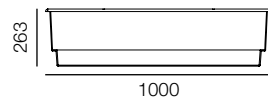
SÉRIE A A SERIE



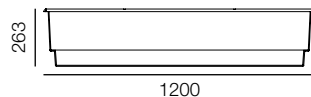
Vol. Substrat - Substrate vol. : 20 l.
Vol. Eau - Water vol. : 5,50 l.
Poids - Weight : 2,600 kg



Vol. Substrat - Substrate vol. : 25 l.
Vol. Eau - Water vol. : 7 l.
Poids - Weight : 3 kg

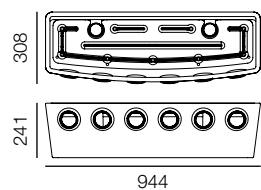


Vol. Substrat - Substrate vol. : 30 l.
Vol. Eau - Water vol. : 9 l.
Poids - Weight : 3,6 kg



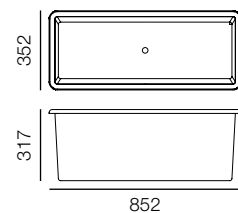
Vol. Substrat - Substrate vol. : 35 l.
Vol. Eau - Water vol. : 11 l.
Poids - Weight : 4,6 kg

B950RG B950RG



Vol. Substrat - Substrate vol. : 30 l.
Vol. Eau - Water vol. : 6 l.
Poids - Weight : 6 kg

PR800 PR800



Vol. Substrat - Substrate vol. : 50 l.
Vol. Eau - Water vol. : 9 l.
Poids - Weight : 6 kg

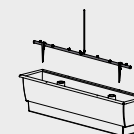


OPTIONS OPTIONS

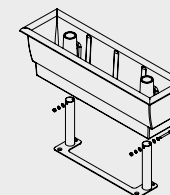
Bac de culture
Planting liner



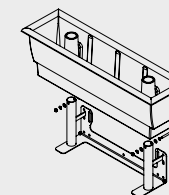
Système d'arrosage
Watering system



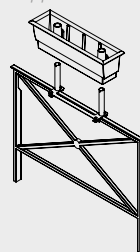
Support muret
Low wall support



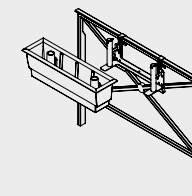
Support mural
Wall support



Support sur rambarde
Support on handrail



Support contre rambarde
Support against handrail



Support sur rambarde | Support on handrail

Balconnière Balcony planter	Rambarde (l x H) Handrail (w x H)	Support Support
Série A / B950RG	40 max x 25 max	45 x 20
Série A / B950RG	60 max x 30 max	63 x 25

Support contre rambarde | Support against handrail

Balconnière Balcony planter	Rambarde (l x H) Handrail (w x H)	Support Support
Série A / B950RG	25-40 x 25-83	A1
Série A / B950RG	41-55 x 30-95	A2
Série A / B950RG	56-70 x 30-103	B1
Série A / B950RG	71-90 x 30-123	B2
Série A / B950RG	91-110 x 30-123	B3
Série A / B950RG	111-130 x 30-123	C1
Série A / B950RG	131-150 x 30-123	C2



La barrière florale

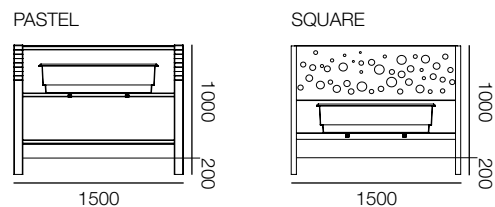
Floral barrier

Structure : Acier peint | **Balconnière :** Balconnière Série A (ci-contre)
| Fixation : À sceller, sur platine ou sur fourreau | **Coloris :** RAL ou AkzoNobel au choix

Structure : Hot lacquered steel | **Flowerbox :** Série A (opposite page) | **Fixing :**
 To be embedded, on base plate or by sleeve | **Colours :** RAL or AkzoNobel of your choice

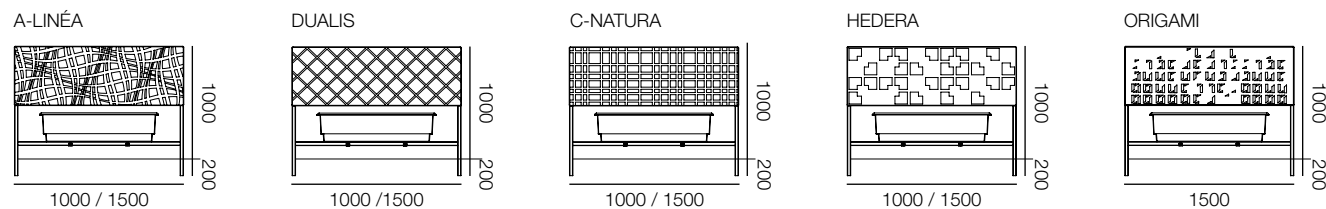
BARRIÈRES DESIGN

DESIGN BARRIERS



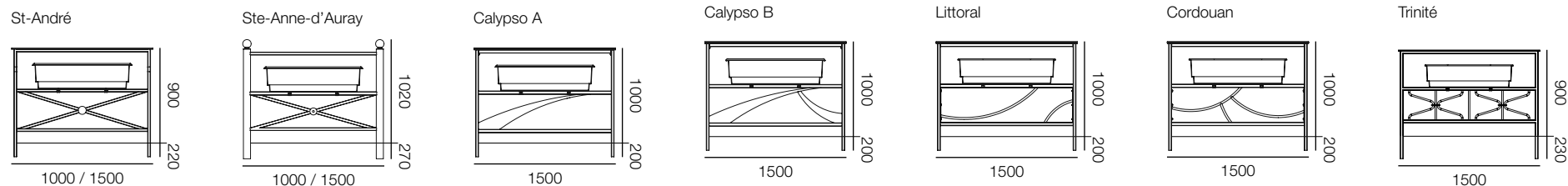
BARRIÈRES AVEC TREILLAGE

BARRIERS WITH TRELLIS



BARRIÈRES CLASSIQUES

CLASSIC BARRIERS



La suspension Jiflor

Jiflor suspension

Jardinière: Polypropylène biosourcé (30% de coquille d'huitres) recyclable avec traitement anti-UV, réserve d'eau avec trop-plein et bouchon de vidange, grille de drainage amovible | **Options:** Bac de culture amovible en plastique recyclé et recyclable, support de fixation en polyamide renforcé ou en acier galvanisé, système pour arrosage automatique (débit lent) ou semi-automatique (débit rapide) | **Coloris:** Beige, sans colorant ajouté et sans traitement anti-UV, Vert feuillage et Gris anthracite

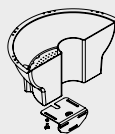
Flowerbox : Recyclable biobased polypropylene (30% oyster shell) with anti-UV treatment, water reserve with overflow and drain plug, drainage grid removable | **Options :** Removable recycled and recyclable plastic planting liner, fixing support in reinforced polyamide or in galvanized steel, automatic (low-flow) or semi-automatic (high-flow) watering system | **Colours :** Beige, no added colorant and ni anti-UV treatment, Green leaf and charcoal grey



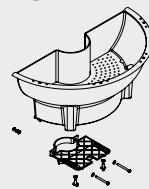
OPTIONS Option bac de culture
OPTIONS Culture tub in option



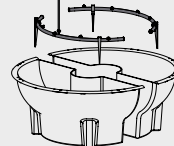
Support mural
Wall support



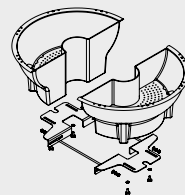
Mâts ronds / Mâts octogonaux
Round poles / Octogonal poles



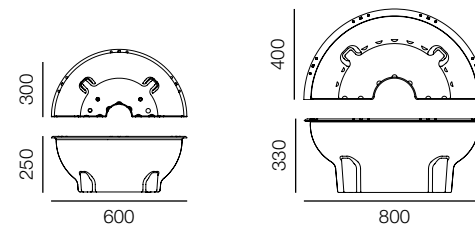
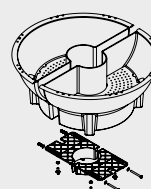
Système d'arrosage
Watering system



Mâts carrés / Poteaux béton
Square poles / Concrete post



Version double
Double version



Vol. Substrat - Substrate vol. : 16 l.
Vol. Eau - Water vol. : 5 l.
Poids - Weight : 2 kg

Vol. Substrat - Substrate vol. : 32 l.
Vol. Eau - Water vol. : 10 l.
Poids - Weight : 4 kg



Ø mâts Ø of the pole	Ø 44 - 66	Ø 67 - 89	Ø 90 - 115	Ø 116 - 135	Ø 136 - 158	Ø 159 - 181	Ø 182 - 205	Ø 206 - 228
Jiflor 600	0	A	B	/	/	/	/	/
Jiflor 800	/	A	B	C	D	E	F	G

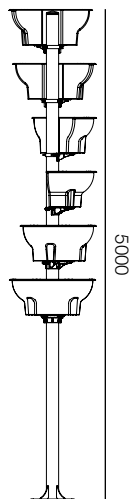


La colonne Jiflor Jiflor column

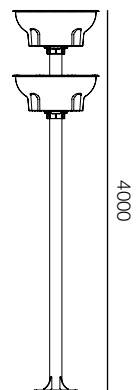
Structure : Acier peint | **Suspension :** Jiflor (ci-contre) | **Fixation :** Sur platine | **Coloris :** RAL ou AkzoNobel au choix | **Option :** Rampe d'arrosage automatique ou semi-automatique

Structure : Hot lacquered steel | **Suspension :** Jiflor (opposite page) | **Fixing :** On base plate | **Colours :** RAL or AkzoNobel of your choice | **Option :** Automatic or semi-automatic watering system

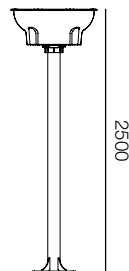
6 Jiflor simples
6 single Jiflor



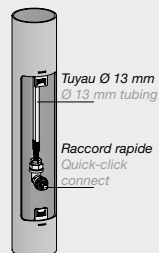
2 Jiflor doubles
2 double Jiflor



1 Jiflor double
1 double Jiflor



OPTION OPTION



Rampe d'arrosage semi-automatique

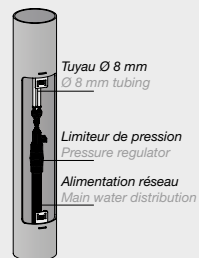
Alimentation via une citerne avec connexion sur le raccord rapide - Rampe avec tuyau Ø 13 mm - Connexion sur les couronnes d'arrosage équipées de micro-asperseurs réglables de 0 à 70 litres / h

Rampe intermédiaire pour connexion sur citerne non fournie.

Semi-automatic watering system

Water supply via a water tank with a quick-click connector - Inside tubing Ø13mm - Connection to irrigation rings - Watering rings equipped with micro-sprinklers adjustable from 0 to 70 litres / h

Prerequisites : Connection tubing to the water tank.



Rampe d'arrosage automatique

Alimentation via le réseau - Rampe avec tuyau Ø 8 mm - Limiteur de pression avec vannette - Connexion sur les couronnes d'arrosage équipées de goutteurs auto-régulants de 4 litres / h

Alimentation par kit de programmation non fourni.

Automatic watering system

Water supply via the main water distribution - Inside tubing Ø 8 mm - Pressure regulator with low flow valve - Connection to the irrigation rings - Watering rings equipped with auto-regulating low-volume irrigation drips 4 litres / h

Prerequisites : Water source by controllers



La suspension Sifu®

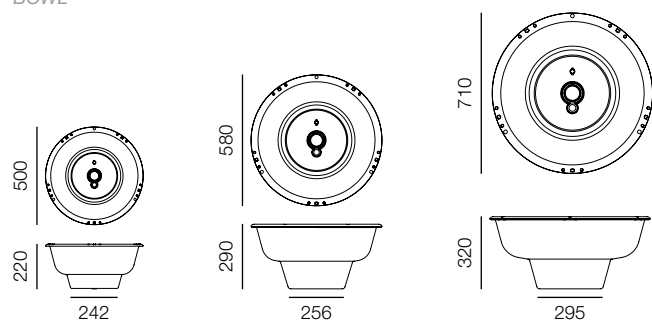
Sifu® suspension

Jardinière: Polypropylène biosourcé (30% de coquille d'huîtres) recyclable avec traitement anti-UV, réserve d'eau avec trop-plein et bouchon de vidange, grille de drainage amovible | **Options:** Bac de culture amovible en plastique recyclé et recyclable, système pour arrosage automatique (débit lent) ou semi-automatique (débit rapide) | **Coloris:** Beige, couleur naturelle sans colorant ajouté et sans traitement anti-UV, Vert feuillage et Gris anthracite

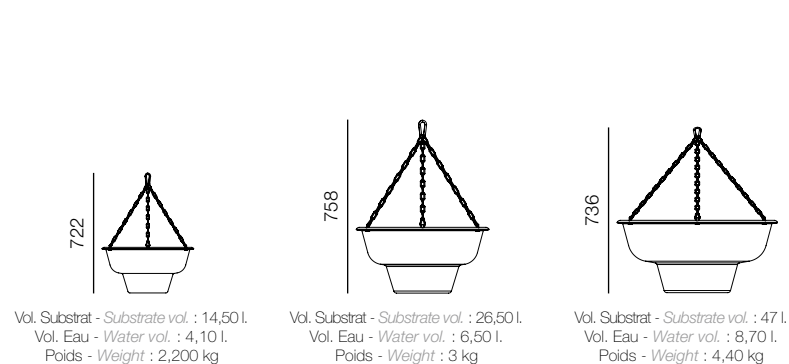
Flowerbox: Recyclable biobased polypropylene (30% oyster shell) with anti-UV treatment, water reserve with overflow and drain plug, drainage grid removable | **Options:** Removable recycled and recyclable plastic planting liner in recycled plastic, automatic (low-flow) or semi-automatic (high-flow) watering system | **Colours:** Beige, no added colorant and no anti-UV treatment, Green leaf and charcoal Grey



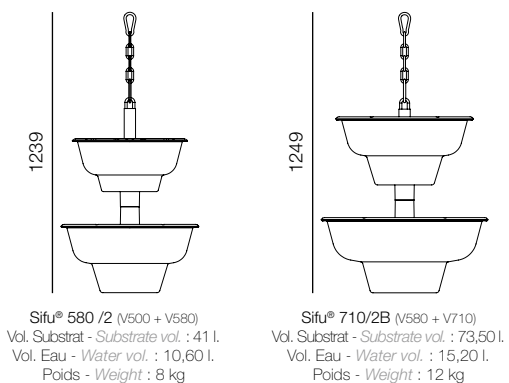
VASQUE BOWL



SUSPENSION SIMPLE SINGLE SUSPENSION



SUSPENSION DOUBLE DOUBLE SUSPENSION



OPTIONS OPTIONS



La potence, le mât, le bouquet et la colonne

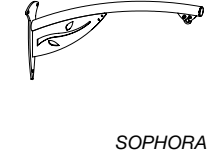
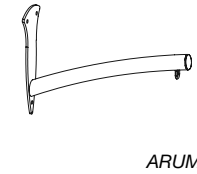

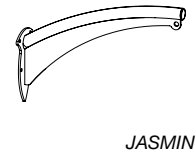
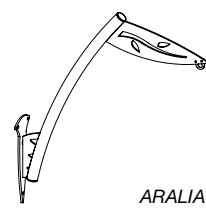
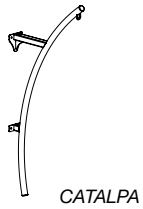
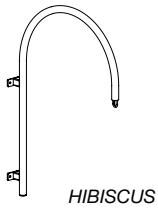
Support bracket, pole, bouquet and column



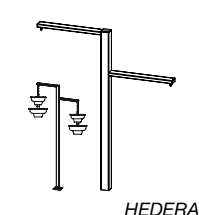
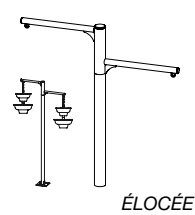
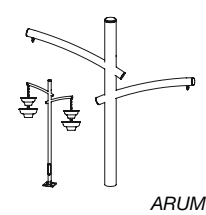
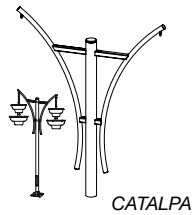
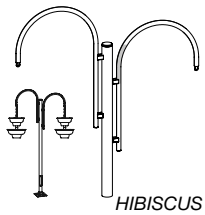
Structure : Acier peint | **Suspension** : Sifu® (ci-contre) | **Fixation** : Murale (potence), sur platine (mât, bouquet, colonne) | **Coloris** : RAL ou AkzoNobel au choix | **Option** : Rampe d'arrosage automatique ou semi-automatique (mât, bouquet, colonne), cf p. 7

Structure : Hot lacquered steel | **Suspension** : Sifu® (opposite page) | **Fixing** : Wall (bracket), on base plate (pole, bouquet, column) | **Colours** : RAL or AkzoNobel of your choice | **Option** : Automatic or semi-automatic watering system (pole, bouquet, column), cf p. 7

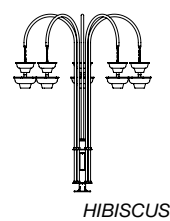
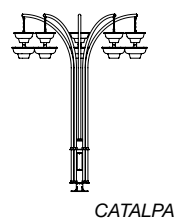
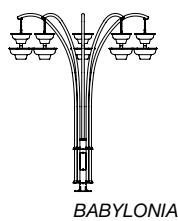
POTENCE SUPPORT BRACKET



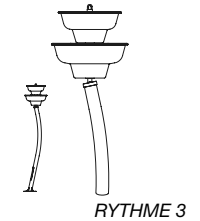
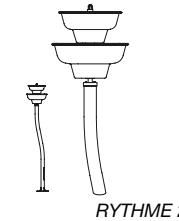
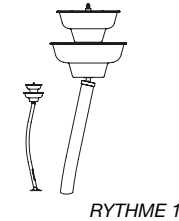
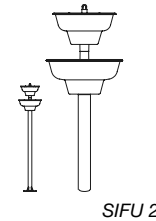
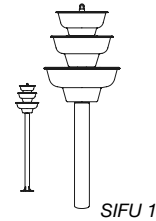
MÂT (hauteur souhaitée à notifier lors de la commande) POLE (height to be notified at the order)



BOUQUET (hauteur souhaitée à notifier lors de la commande) BOUQUET (height to be notified at the order)



COLONNE (hauteur souhaitée à notifier lors de la commande) COLUMN (height to be notified at the order)



L'entrée de ville

Town entrance

Structure : Acier peint | **Jardinières :** Sifu® (cf p. 8), Série A (cf p. 4), Jiflor (cf p. 6) | **Fixation :** Sur platine ou sabots glissants | **Options :** Système pour arrosage automatique ou semi-automatique, panneau type EB

Structure : Hot lacquered steel | **Planters :** Sifu® (cf p. 8), flowerbox Serie A (cf p. 4), Jiflor (cf p. 6) | **Embedding :** On base plate or slip shoe | **Options :** Automatic or semi-automatic watering system, sign type EB



ARCHE

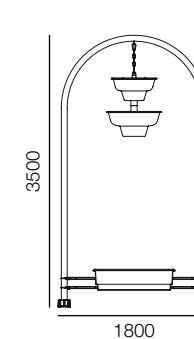
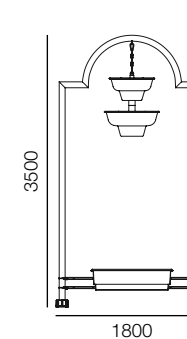
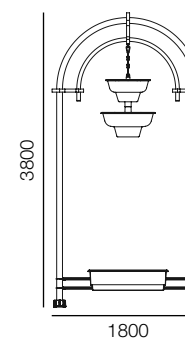
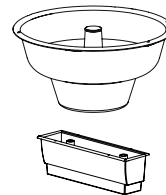
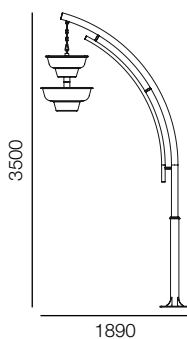
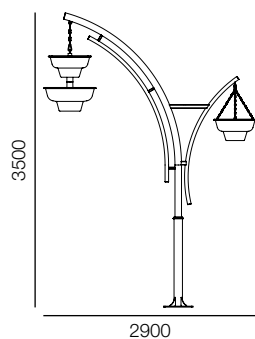
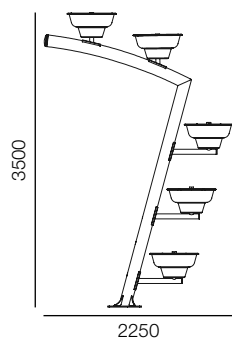
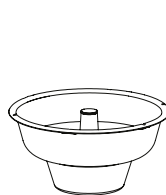
CATALPA

1/2 CAMÉLIA

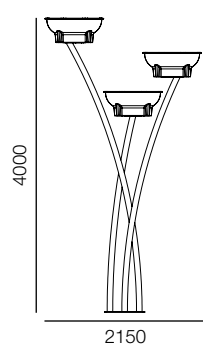
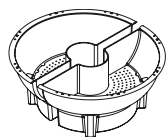
ARCEAU CAMÉLIA
CAMELIA ARCH

ARCEAU CLÉMATITE
CLÉMATITE ARCH

ARCEAU BÉGONIA
BÉGONIA ARCH



ÉLÉGANCE





La colonne et la cascade mobile

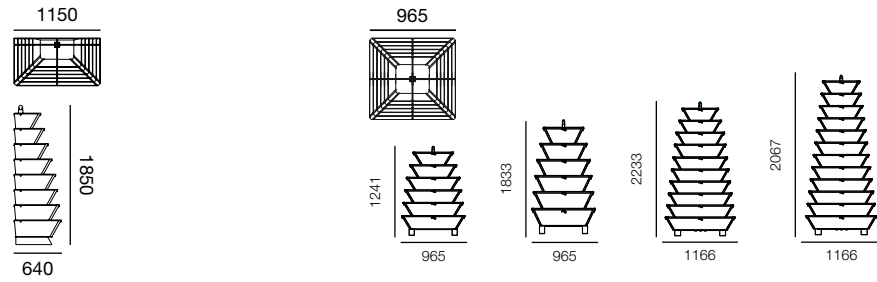
Moveable column and cascade

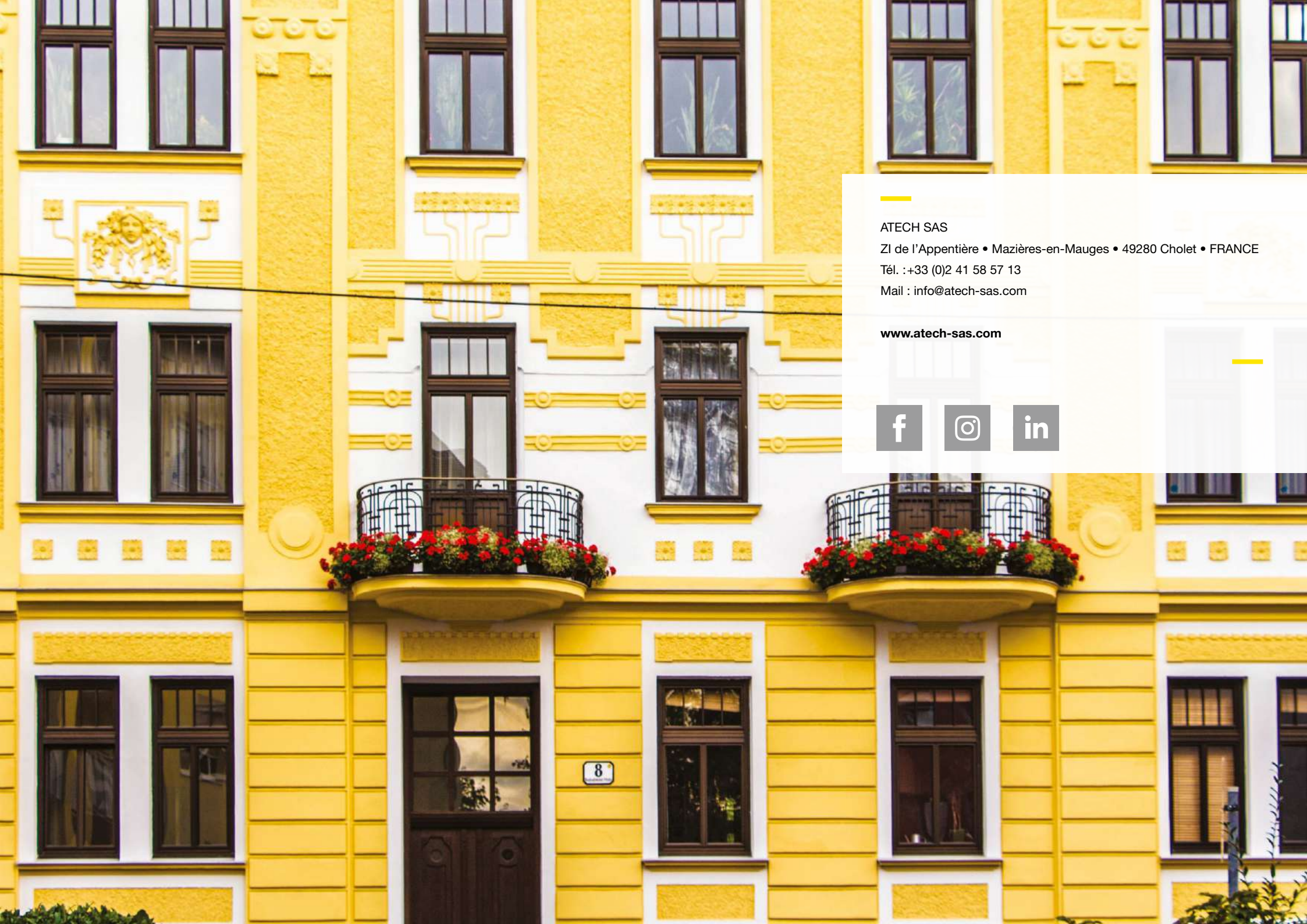
Structure : Acier galvanisé et peint RAL 9005 | **Anneaux :** Acier galvanisé
| Manutention : Par transpalette ou levage

Structure : Galvanized and lacquered steel RAL 9005 | **Rings :** Galvanized steel
| Moveable : with pallet jack or lifting

CASCADE MOBILE
 MOVEABLE CASCADE

COLONNE MOBILE
 MOVEABLE COLUMN





ATECH SAS

ZI de l'Appentière • Mazières-en-Mauges • 49280 Cholet • FRANCE

Tél. : +33 (0)2 41 58 57 13

Mail : info@atech-sas.com

www.atech-sas.com



8